

Version:
November 30, 2018



(PT-IC-AC) Visible Light Sensor RoHS Compliant

Token Electronics Industry Co., Ltd.

Taiwan: No.137, Sec. 1, Zhongxing Rd., Wugu District,
New Taipei City, Taiwan, R.O.C. 24872
Tel: +886 2981 0109 **Fax:** +886 2988 7487

China: 12F, Zhong Xing Industry Bld., Chuang Ye Road,
Nan Shan District, Shen Zhen City,
Guang Dong, China 518054
Tel: +86 755 26055363; **Fax:** +86 755 26055365

Web: www.token.com.tw

Email: rfq@token.com.tw



▶ Product Introduction

New fourth generation A4 chip for phototransistors provide fast response speed, stable performance, and excellent consistency.

Features :

- Good batch consistency, small static current.
- Fast response speed, stable performance, beautiful appearance.
- The effective control distance is greater than 1.5 meters.
- Low current loss in the static.

Applications :

- Replace the traditional CDS photoresistor.
- Cadmium and lead free with RoHS compliant.
- Applicable to control all kinds of light control toys and Infrared testing equipment.

Token's new fourth generation A4 chip gives characteristics of ambient light sensor (ALS) faster response speed, lower dark current, more consistency in good batch, and smaller static current. When an ambient light sensor is required for portable and many other applications, Token A4 chip has the right solution. Ambient Light Sensor A4 chips enhance performance in saving energy, automatic sensitivity to light, automatic sensitivity to light, LED-backlighted, LCD displays code product, instrument ,industry device etc.

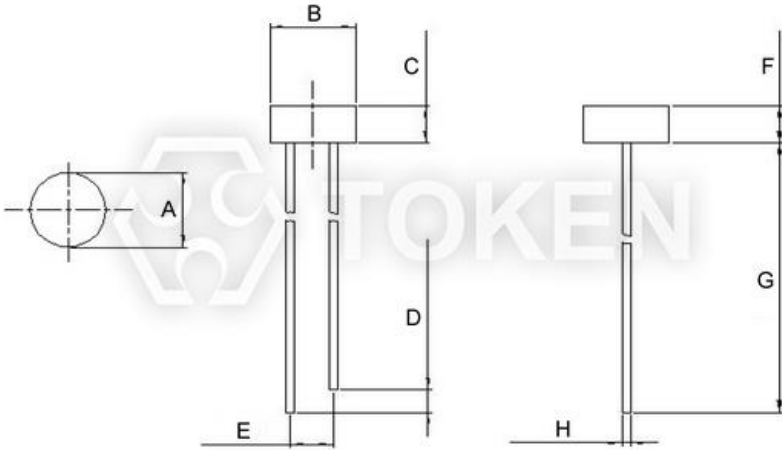
The A1 & A4 Chips enabling environmentally friendly photosensitive sensors feature sensitive control under low illumination, stable current signal output under strong light source. Multiple light sources at the same time can be used to ensure consistent photosensitive effect, not false trigger. Meet the latest environmental requirements of toys. Applicable to all kinds of light control lighting products (such as night lights, lawn lamps, solar lights, etc.), automatically adjust the background light (such as LCD, mobile phones, cameras, computer cameras, security monitoring machines, etc.).

For the convenience of installation in all kinds of products in any position, different sizes are available upon request. So that product consistency is better, more market competitiveness. It is also achievable to provide the bright current / dark current (bright resistance / dark resistance) for the most suitable product. Please contact our sales or link to Token official website "[Light Sensors](http://www.token.com.tw)" for more information.




Dimensions & Configurations (Unit: mm) (PT-A4-AC-5-PN-850) Plate None

Part NO.	A (mm)	B (mm)	C (mm)	D (mm)	E (mm)	F (mm)	G (mm)	H (mm)
PT-A4-AC-5-PN-850	5.00 ± 0.20	5.00 ± 0.20	2.50 ± 0.20	1.50 ± 0.5	2.54 ± 0.20	2.50 ± 0.20	25.4 Min.	0.50 ± 0.20



Ambient light sensor (PT-A4-AC-5-PN-850) Plate None Dimensions



**Plate None Phototransistor
(PT-A4-AC-5-PN-850)**

Remark:

- The epoxy resin highest: 1.5mm max.
- Product images, plastic color of appearance, and all other information is for reference only, goods in-kind prevail.
- Short Lead—Collector Long Lead—Emitter.



Electro-Optical Characteristics (Ta=25 ° C) (PT-A4-AC-5-PN-850)

Parameter	Symbol	Condition	Min.	Typ.	Max.	Unit
Peak Wavelength	λ_p	\	-	850	-	nm
Spectral Response Bandwidth	λ	\	400	-	1100	nm
Collector-Emitter Breakdown Voltage	B_{vceo}	$I_{ce}=100\mu A$ $E_e=0m^W/cm^2$	30	-	-	V
Emitter-Base Breakdown Voltage	B_{veco}	$I_{ce}=100\mu A$ $E_e=0m^W/cm^2$	3	-	-	V
Collector-Emitter Saturation Voltage	V_{ce} (sat)	$I_{ce}=2mA$ $E_e=1m^W/cm^2$	-	-	0.4*	V
Photo Current	$I_{L(1)}$	$V_{cc}=5V$ $E_v=10Lux$	5	8	12	μA
	$I_{L(2)}$	$V_{cc}=5V$ $E_v=30Lux$	15	24	36	μA
	$I_{L(3)}$	$V_{cc}=5V$ $E_v=100Lux$	50	80	120	μA
Collector Dark Current	I_{ceo}	$V_{cc}=5V$ $E_v=0Lux$	-	-	0.1	μA
Rise Time	t_r	$V_{cc}=5V$	15			μs
Fall Time	t_f	$I_{ce}=1mA$ $RL=1000\Omega$	15			

*** Remark:**

- Vce must be greater than 0.4V to enable the product function and can not exceed its maximum rating 30V. The working volatge: 0.4V ~ 30V.

Absolute maximum ratings (Ta=25 ° C) (A1 & A4 Chip)

Parameter	Symbol	Value	Unit
Collector-Emitter Voltage	V_{CEO}	30	V
Emitter-Collector- Voltage	V_{ECO}	3	V
Power Dissipation	P_C	70	m^W
Operating Temperature Range	T_{opr}	-25 ~ +85	°C
Storage Temperature	T_{stg}	-40 ~ +100	°C



► Curve $\phi 5$ PN-850

Relative Spectral Sensitivity vs. Wavelength (PT-A4-AC-5-PN-850)

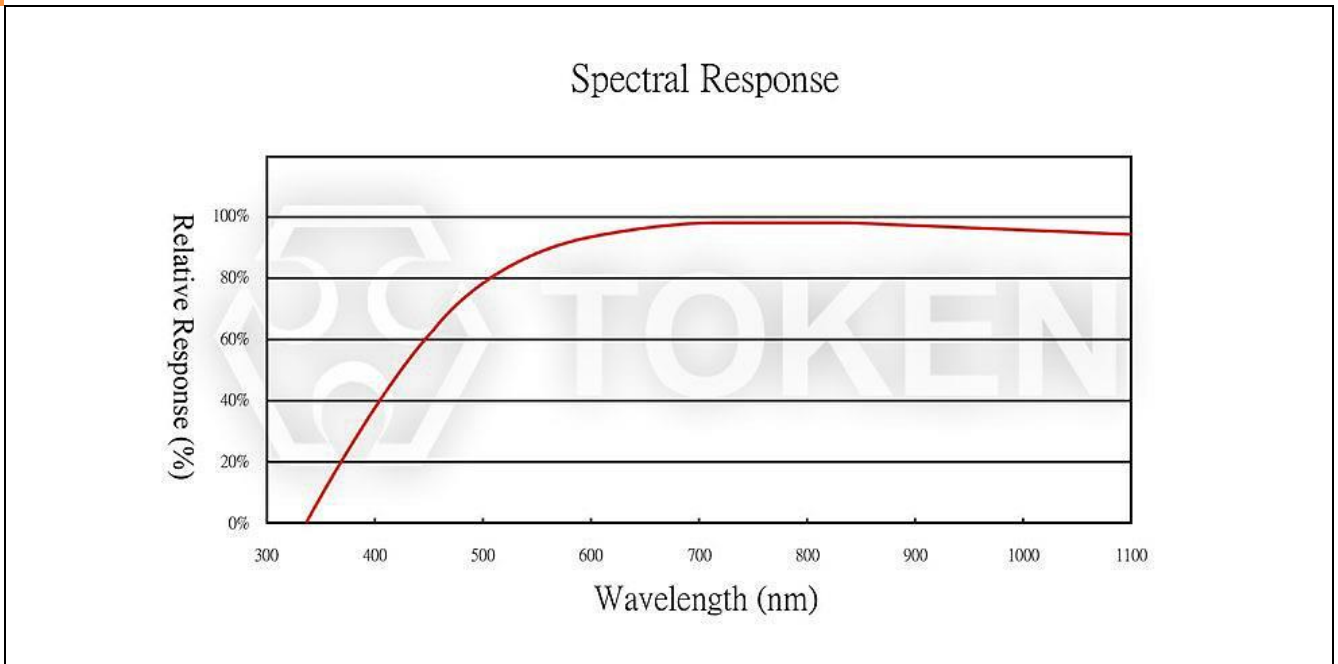
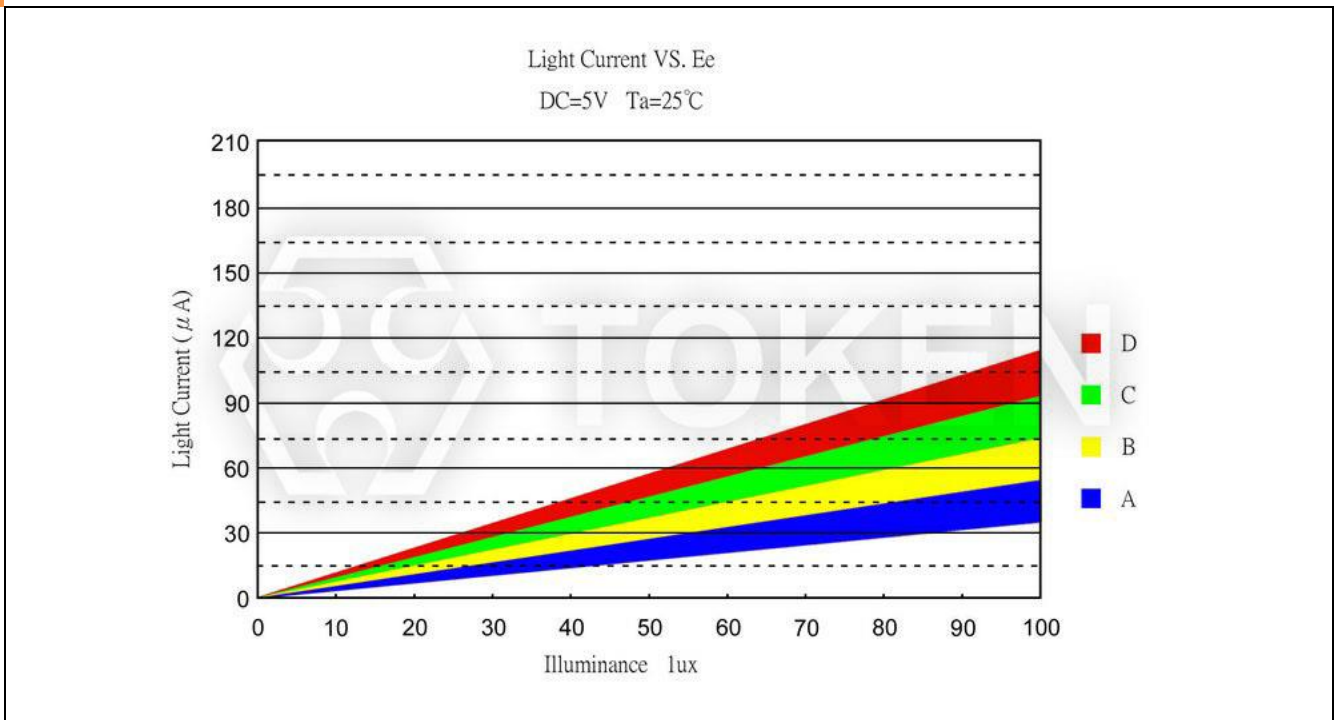
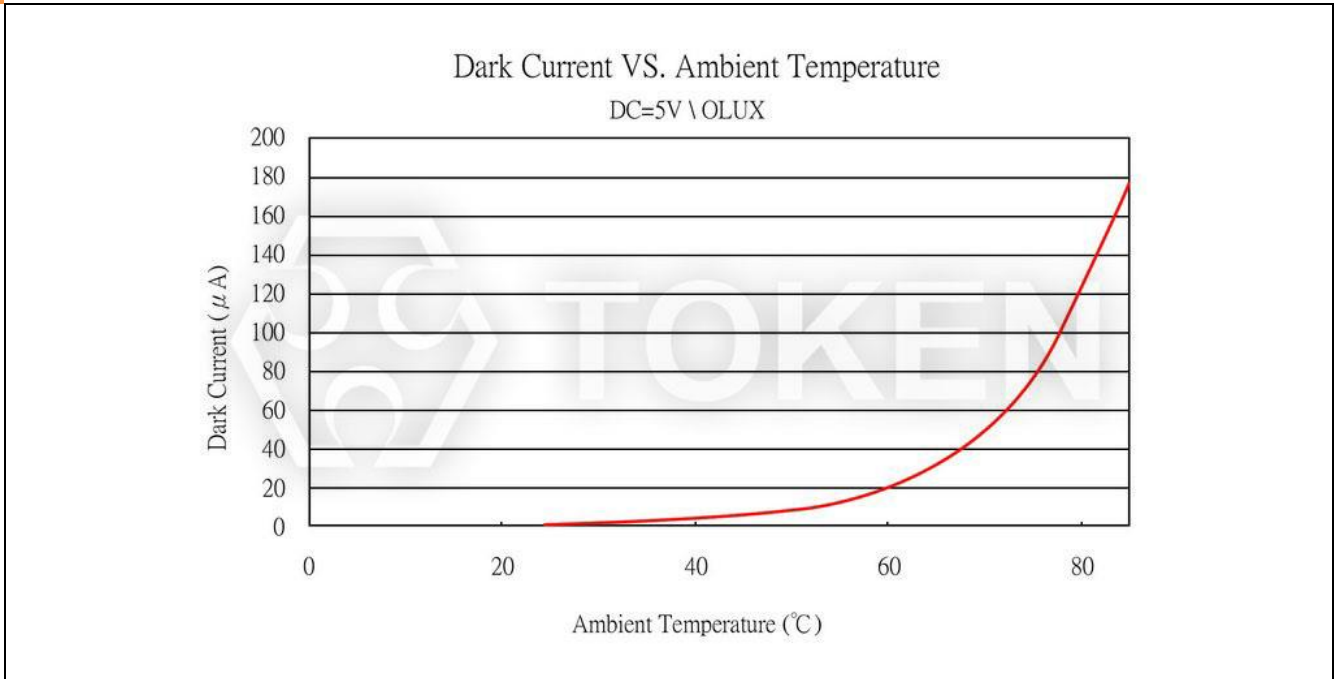


Photo Current vs. Illuminance (PT-A4-AC-5-PN-850)



Dark Current vs. Ambient Temperature (PT-A4-AC-5-PN-850)



► **Note**

Ambient Light Sensor (A1 & A4 Chip) Precaution Usage

Lead-forming and cuttings:

- Before soldering, perform lead forming at normal temperature.
- While forming or cutting the lead, stay the area at a distance of 5 mm or greater from the root of the lead.
- Avoid mounting which may cause force on the root of the lead.

Mounting:

- While packages are on one circuit board, avoid mismatching in the thermal expansion of each component, generate cracks in the package and break the bonding wire.

Soldering:

- Do not immerse plastic parts in tin tank.
- During soldering, when adding thermal stress in a moisture absorbing state, moisture evaporates, swells and generates stress to the internal package.
- To avoid swellings and cracks in the surface of the package, follow soldering conditions below.
- Wave soldering method: $120^{\circ}\text{C} < 60\text{s}$ 、 $260^{\circ}\text{C} < 5\text{s}$.
- Manual soldering: $260^{\circ}\text{C} < 5\text{s}$ 、 $340^{\circ}\text{C} < 3\text{s}$.

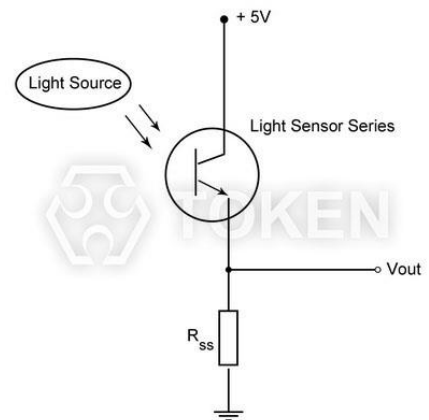


Photo Current Measurement Method (A1 & A4 Chip)

Storage:

The sensor is incorporated in the transparent resin package. Because of its sensitivity to humidity, the package is moisture-proof. When storing the sensor, do as instructed below.

- Quickly use after opening. (within 2 days, below $30^{\circ}\text{C}/60\%$ R.H.).
- Once unpacked, use within three months, or keeping within a moisture-proof method, which include maintaining within a moisture-proof container with silica gels, is suggested for longterm safe-keeping.
- Very bad storage conditions may deteriorate solderability or characteristics, and defect the appearance. Recommended conditions of the storage place, temperature 0°C to 30°C , humidity below 60% R.H. (Avoid freezing and dew condensation).

Cleaning:

- Do not wash with water to avoid corrosion.
- Under any circumstance, the cleaning time should be within 1 minute of normal temperature.
- Alcohol is recommended as a cleaning agent when cleaning products.
- If you use other cleaning agents, you need to confirm whether the cleaning agent will corrode the epoxy body.
- Freon can not be used as a cleaning agent.
- When cleaning products with ultrasonic cleaning, ultrasonic power and time should be less than 300W and 30 seconds, respectively.
- PCB and product can not touch the oscillator. Can not make the product on the PCB resonance.
- This model is static sensitive devices, so static electricity and surges can damage the product.
- To all the equipment, machines, tables, and the ground must be anti-static ground.
- Requires the use of anti-static wrist strap wear.

▶ Order Codes

Order Codes (A1 & A4 Chip)

PT		-	A1		-	AC		-	3		-	BE		-	850	
Part Number			Chip Type			Lens Color			Size			Shape			Spectral Bandwidth	
PT			A1			A	Water Clear		3	3mm		PE	Plate Edge		850	850 nm
			A4			C			5	5mm		HE	Helmet Edge			
												PN	Plate None			